

# 2023 BRAND GUIDELINES



# CORRECT LOGO USAGE

**SERIES LOGO – FOUR COLOR  
FOR USE ON WHITE OR LIGHT BACKGROUNDS**



# CORRECT LOGO USAGE

SERIES LOGO – FOUR COLOR  
FOR USE ON BLACK OR DARK BACKGROUNDS



# AFT SHIELD LOGO USAGE

WHEN USED ALONE, THE SHIELD MUST ALWAYS CONTAIN AFT LETTERS



# CORRECT LOGO COLORS



PMS  
485C



PMS  
2955C



WHITE



PMS  
2935C

---

## CMYK EQUIVALENT



5/98/100/0



100/78/35/28



0/0/0/0



100/47/0/0

# CORRECT LOGO PLACEMENT



2"H  
Right Chest

Class Logos



1.5"H  
Right Chest

Series Logo



1"H  
Left Chest



4.89"W x 1"H  
Right Sleeve



4"W x 3"H  
Left Sleeve

# LOGO LINKS



Progressive AFT  
Logo Link: [Here](#)



Mission® SuperTwins presented by S&S Cycle  
Logo Link: [Here](#)



Parts Unlimited AFT Singles presented by KICKER  
Logo Link: [Here](#)



VP Racing Fuels  
Logo Link: [Here](#)



Dunlop  
Logo Link: [Here](#)

# CORRECT LOGO PLACEMENT

## FRONT NUMBER PLATES – SERIES AND CLASS LOGO REQUIREMENTS



**In the Mission SuperTwins class, the front number plate must be 12" W by 12" T and include the Series and Class logos as depicted.**


**Top: The top 1.33" of the number plate must be black and include the Series and Class logos equally spaced on either side of the mounting bolt. The logos must be 1" tall with the Series logo on the left side and the respective Class Logo on the right side.**

Mission® SuperTwins  
Number Plate Art Files Link: [Here](#)



# CORRECT LOGO PLACEMENT

## SIDE NUMBER PLATES – CLASS LOGO REQUIREMENTS



In the Mission SuperTwins class, the side number plate must be 12" W and between 10" and 12" T and include the Class logo as depicted.

The striped area on both side number plates must display the respective class logo. The class logo must be 1" tall.



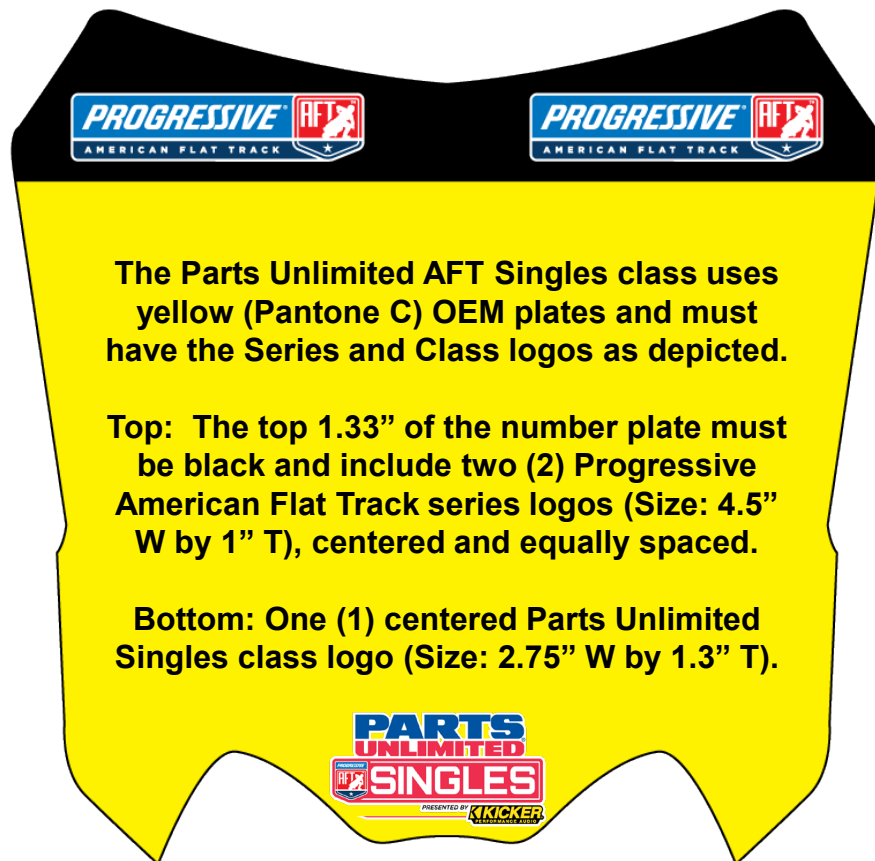
Mission® SuperTwins Logo Link: [Here](#)

# CORRECT LOGO PLACEMENT

## FRONT NUMBER PLATES – SERIES AND CLASS LOGO REQUIREMENTS

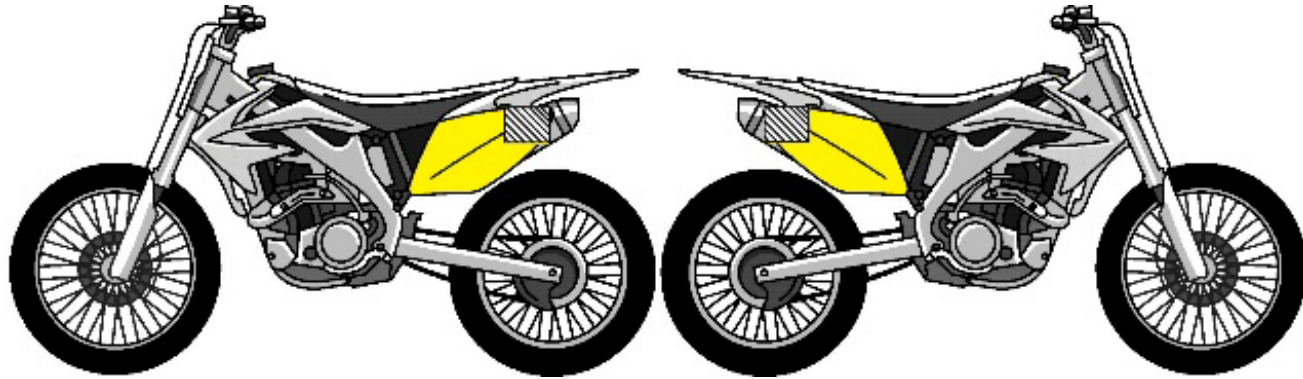


Parts Unlimited AFT Singles  
Number Plate Art Files Link: [Here](#)



# CORRECT LOGO PLACEMENT

## SIDE NUMBER PLATES – CLASS LOGO REQUIREMENTS



The Parts Unlimited Singles class uses yellow (Pantone C) OEM plates and must have the Class logos as depicted.

The striped area on both side number plates must display the respective Class logo. The class logo must be 1.3" tall



Parts Unlimited Singles Logo Link: [Here](#)



For more information contact:

Ashley Robinson, Director of Marketing & Communications  
E: [arobinson@amaproracing.com](mailto:arobinson@amaproracing.com) P: 386-944-7679

525 Fentress Blvd. Suite B  
Daytona Beach, FL 32114  
Phone: 386-492-1014 Fax: 386-274-2335 [amaproracing.com](http://amaproracing.com)