

2025 BRAND GUIDELINES



CORRECT LOGO USAGE

SERIES LOGO – FOUR COLOR
FOR USE ON WHITE OR LIGHT BACKGROUNDS



CORRECT LOGO USAGE

**SERIES LOGO – FOUR COLOR
FOR USE ON BLACK OR DARK BACKGROUNDS**



AFT SHIELD LOGO USAGE

WHEN USED ALONE, THE SHIELD MUST ALWAYS CONTAIN AFT LETTERS



CORRECT LOGO COLORS



PMS
485C



PMS
2955C



WHITE



PMS
2935C

CMYK EQUIVALENT



5/98/100/0



100/78/35/28



0/0/0/0



100/47/0/0

CORRECT LOGO PLACEMENT

Class Logos



2”H
Right Chest



1.5”H
Right Chest



1”H
Right Chest

Series Logo



1”H
Left Chest



4.89”W x 1”H
Right Sleeve



4”W x 3”H
Left Sleeve

LOGO LINKS



Progressive AFT
Logo Link: [Here](#)



AMA Pro Racing
Logo Link: [Here](#)



Mission® SuperTwins
Logo Link: [Here](#)



VP Racing Fuels
Logo Link: [Here](#)



AFT Singles presented by KICKER
Logo Link: [Here](#)



Dunlop
Logo Link: [Here](#)



AFT AdventureTrackers Logo
Logo Link: [Here](#)

CORRECT LOGO PLACEMENT

FRONT NUMBER PLATES – LOGO REQUIREMENTS



Mission® SuperTwins
Number Plate Art Files Link: [Here](#)



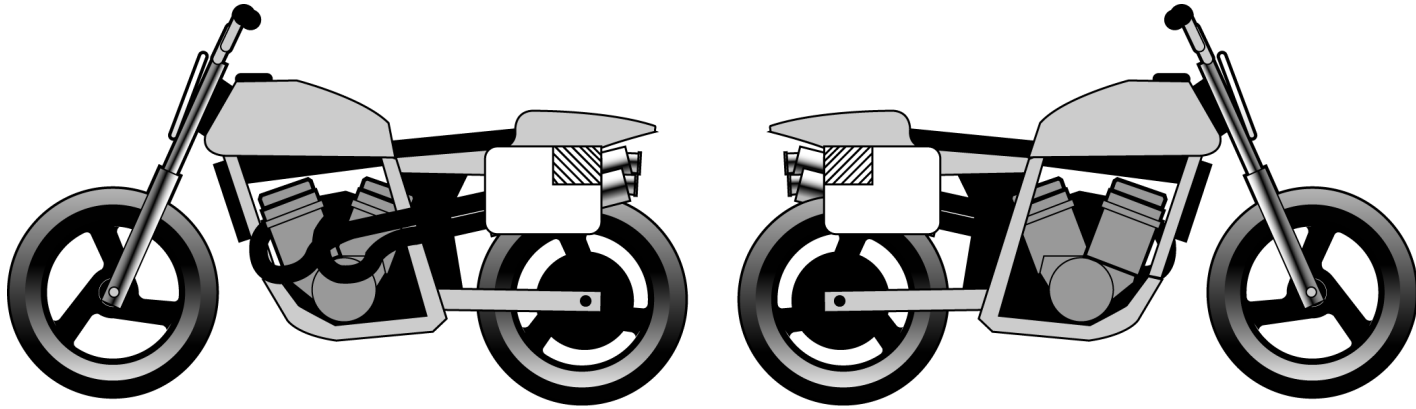
In the Mission SuperTwins class, the front number plate must be 12” W and between 10” and 12” T and include the Series and Class logos as depicted.

Top: The top 1.33” of the number plate must be black and include the Series and Class logos equally spaced on either side of the mounting bolt. The logos must be 1” tall with the Series logo on the left side and the respective Class Logo on the right side.

Number Color: Black (PANTONE Process Black)

CORRECT LOGO PLACEMENT

SIDE NUMBER PLATES – LOGO REQUIREMENTS



In the Mission SuperTwins class, the side number plate must be 12" W and between 10" and 12" T and include the AMA Pro Racing logo as depicted.

The striped area on both side number plates must display the respective logo and be 1" tall.



AMA Pro Racing Logo Link: [Here](#)

CORRECT LOGO PLACEMENT

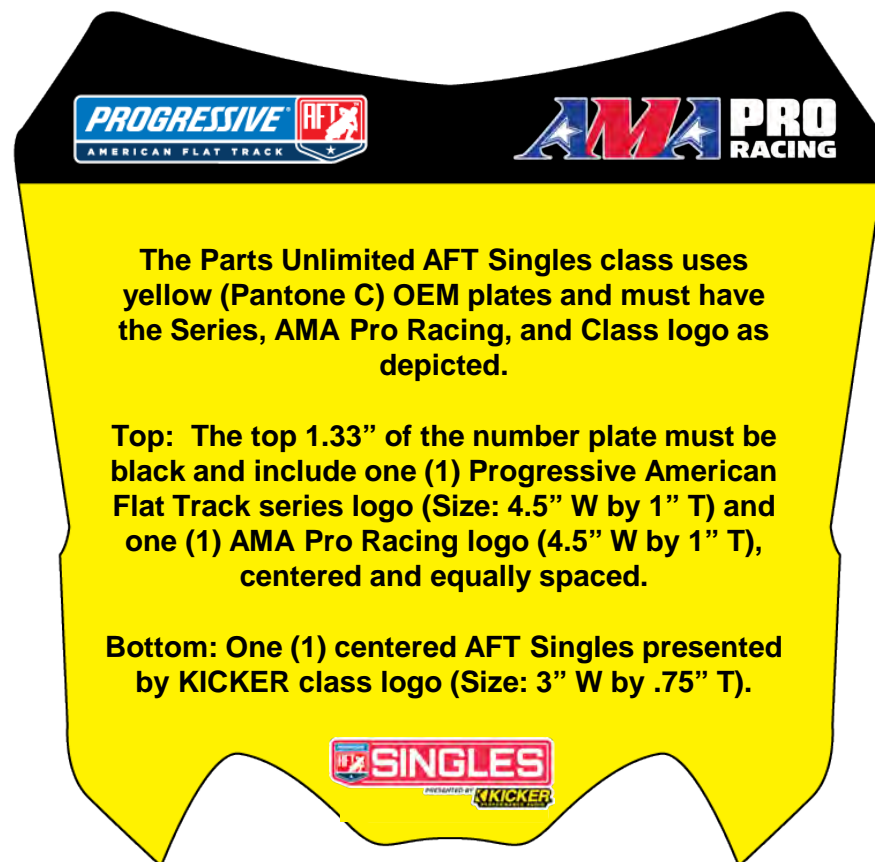
FRONT NUMBER PLATES – LOGO REQUIREMENTS



AMA Pro Racing
Number Plate Art File Link: [Here](#)

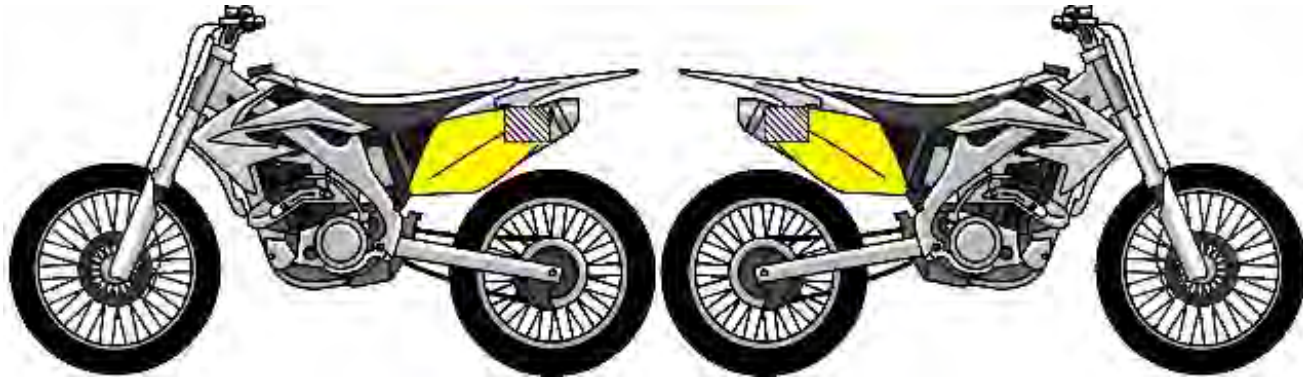


AFT Singles presented by KICKER
Number Plate Art Files Link: [Here](#)



CORRECT LOGO PLACEMENT

SIDE NUMBER PLATES – LOGO REQUIREMENTS



The AFT Singles presented by KICKER class uses yellow (Pantone C) OEM plates and must have the AMA Pro Racing logo as depicted.

The striped area on both side number plates must display the AMA Pro Racing logo, and the logo must be 1" tall



AMA Pro Racing Logo Link: [Here](#)

CORRECT LOGO PLACEMENT

FRONT NUMBER PLATES – LOGO REQUIREMENTS

Location: The bottom of the front windscreen must display the rider's competition number centered or to the left side, if necessary.

Size: Competition numbers must be a minimum of 6" in height with at least 0.5" around and between numbers.

Background Color: Black (PANTONE Process Black C)

Number Color: White


Series and Class Logos: One (1) American Flat Track series logo (Size: 4"W by 1"T) and one (1) AFT AdventureTrackers class logo. AMA Pro Racing must approve front number and logo placement design.



AFT AdventureTrackers Logo Link: [Here](#)

CORRECT LOGO PLACEMENT

SIDE NUMBER PLATES – LOGO REQUIREMENTS



In the AFT AdventureTrackers class, the side number plates must be Black (PANTONE Process Black) with white numbers. Plates must be 12” W and 10” T and include the AMA Pro Racing logo as depicted above. The striped area on both side number plates must display the respective logo. The class logo must be 1” tall.

- Side number plates may be contoured to accommodate mufflers, suspension or other components but the numbers and required logos must be readable 90 degrees from direction of travel. AMA Pro Racing has the right to determine if side number plates meet these criteria. Side number plates that are not flat must be submitted to AMA Pro Racing for pre-approval before being used in competition.
- Number plates cannot be louvered or perforated. The designated dimensional area for numbers and mandatory display of series and/or class logos must remain smooth and legible. g. Number plates must be made of plastic or fiberglass no less than 0.0625-inch thick. Metal plates may be no less than 0.045-inch thick or 0.030-inch thick if bead-edged. In the case where a machine has rear saddle bag mounting framework, the bags must be removed but the side number plates may be attached to the framework.



AMA Pro Racing Logo Link: [Here](#)



For more information contact:

Ashley Robinson, Director of Marketing & Communications
E: arobinson@amaproracing.com P: 386-944-7679

525 Fentress Blvd. Suite B
Daytona Beach, FL 32114
Phone: 386-492-1014 Fax: 386-274-2335 amaproracing.com